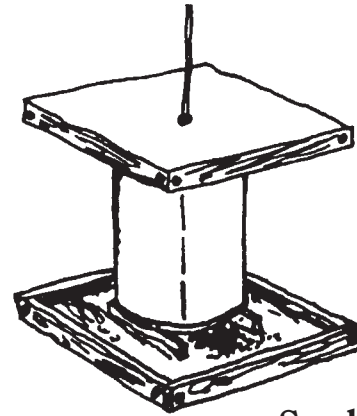




# Kinds of Bird Feeders

Hummingbird Feeders

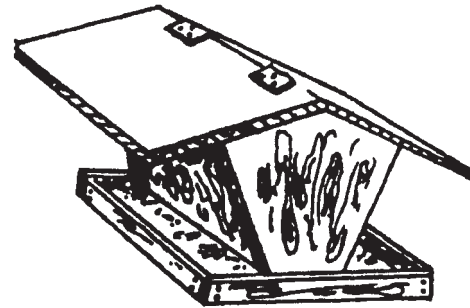



Seed Hoppers & Bin Feeders




Window-Shelf Feeders


Suet Sticks & Bag Feeders



Platform Feeders



# KANSAS Bird Feeders



Sponsored By  
**KANSAS** CHICKADEE CHECKOFF  
 Department of Wildlife, Parks and Tourism  
 Kansas Department of Wildlife, Parks and Tourism


Equal opportunity to participate in and benefit from programs described herein is available to all individuals without regard to race, color, national origin, sex, age, disability, sexual orientation, gender identity, political affiliation, and military or veteran status. Complaints of discrimination should be sent to Office of the Secretary, Kansas Department of Wildlife, Parks and Tourism, 1020 S Kansas Ave., Topeka, KS 66612-1327. 02/12

Website: [www.kdwpt.state.ks.us](http://www.kdwpt.state.ks.us)

# Bird Feeding

## Inviting Birds to Dinner

It doesn't take a lot of money and supplies to feed birds successfully. However, there are some basic things you can do to entice desirable species to your back door. The three basic requirements of backyard wildlife are food, cover, and water. All of these are important, but the food you supply through planting or feeders will be the best attraction for birds. The simplest feeding strategy is to spread sunflower seeds or other grains on the ground or snow. Many of our native sparrow species love to scratch and feed on the ground. Probably the most popular feeding tactic is to put black-oil sunflower seeds in a hopper style feeder on a wooden or steel post at about eye level. Depending on business, you may have to fill the feeder once every two to three days.



There are several ways to discourage pesky squirrels if you don't want them around. Isolating your bird feeder from trees may help. You may need to put protective shields above or below your feeder.

Sunflower seeds can be purchased in bulk and are excellent for a wide variety of birds.

You may want to provide mixes of cracked corn and sunflower seeds with some millet and thistle.

Try to avoid milo unless you want to attract house sparrows. Put out suet to attract chickadees, nuthatches, and woodpeckers.

Hummingbirds can be found in many parts of the state, and many migrate through Kansas in the spring and fall. Feeding solutions of one part sugar dissolved in four parts clear water is recommended. Most hummingbird feeders have red features, so you do not have to color the solution red.

You may put out seed for birds all year long. During stress periods of blizzards and extended snow cover, your feeding may be important to local populations. You need not worry about stopping your feeding during normal and mild weather because birds will be able to find alternate food sources.

Feeding birds can be a lot of fun and very educational. It can take the blues away from dreary winter weather and put sparkles in the eyes of children and adults, alike. Try your luck at bringing the birds to dinner.

## Water

Nothing attracts birds more during hot seasons than a fresh water supply provided for drinking and bathing purposes. In times of drought, it may even save lives. A larger bird bath that can be easily cleaned and refilled is best. Giant concrete saucers work well, as do pools made from concrete or metal, so long as the surface has been layered with gravel or is roughened. Flowerpot saucers and other small

containers can provide water but must be renewed often. Small pools should only be a few inches deep and have bottoms that slope gradually from the edge. Most yards can accommodate a 4-by-10 foot pool, but larger pools are also excellent bird attractors. Plants can be added to supply oxygen and shelter for fish, which can help keep the pool mosquito free.



Daily fresh water is needed during the winter. Water can be kept from freezing by letting it trickle or by using electric heating coils available at hardware stores and nurseries.

## Habitat

Having the right habitat can enhance the numbers and kinds of birds you have coming to dinner. The most common way to improve this is to plant shrubs and trees that provide both food and cover. Kansas State Extension Forestry, in cooperation with the Kansas Department of Wildlife and Parks, provides an inexpensive mix of desirable shrubs called the "Songbird Bundle." It includes such species as tartarian honeysuckle, eastern red cedar, Nanking cherry, and aromatic sumac. Sometimes just adding a brush pile or a used Christmas tree will help a lot.

|                         |        | Feeding Suggestions |              |              |         |      |
|-------------------------|--------|---------------------|--------------|--------------|---------|------|
| Best ●                  | Good ○ | Sunflower Seeds     | Proso Millet | Cracked Corn | Thistle | Suet |
| white-crowned sparrow   | ●      | ●                   | ○            |              |         |      |
| song sparrow            | ○      | ●                   | ○            |              |         |      |
| tree sparrow            | ○      | ●                   | ●            |              | ○       |      |
| Harris' sparrow         | ●      | ○                   | ●            |              |         |      |
| cardinal                | ●      |                     | ○            |              |         |      |
| purple finch            | ●      | ○                   | ○            | ○            |         |      |
| house finch             | ●      | ○                   | ○            | ○            |         |      |
| dark-eyed junco         |        |                     | ●            | ○            | ○       | ○    |
| goldfinch               | ●      | ○                   | ●            | ●            |         |      |
| pine siskin             | ●      | ○                   |              | ●            |         |      |
| black-capped chickadee  | ●      |                     |              |              |         | ●    |
| tufted titmouse         | ●      |                     |              |              |         | ●    |
| red-breasted nuthatch   | ●      |                     |              |              |         | ●    |
| white-breasted nuthatch | ●      |                     | ●            |              |         | ●    |
| blue jay                | ●      |                     | ○            |              |         | ●    |
| red-bellied woodpecker  | ●      |                     | ○            |              |         | ○    |
| hairy woodpecker        | ○      |                     |              |              |         | ●    |
| downy woodpecker        | ○      |                     |              |              |         | ●    |
| common flicker          |        |                     | ○            |              |         | ●    |