

# 2019-20 SWIFT FOX PELT TAGGING REPORT

## PERFORMANCE REPORT STATEWIDE WILDLIFE RESEARCH AND SURVEYS

A Contribution of Pittman-Robertson Funds  
Federal Aid in Wildlife Restoration

Grant W-39-R-26

### **Kansas Department of Wildlife, Parks and Tourism**

Brad Loveless  
Secretary

Prepared by

Matt Peek  
Furbearer Biologist

Jake George  
Wildlife Division Director

Rich Schultheis  
Wildlife Research Supervisor



**June 2020**

# 2019-20 Swift Fox Pelt Tagging Report

Prepared by Matt Peek, Furbearer Biologist

The swift fox (*Vulpes velox*) is classified as a furbearer in Kansas (K.S.A. 32-701 (e)). There has been a harvest season for swift fox in Kansas since 1982. Since that time, harvest information has been acquired by the Kansas Department of Wildlife, Parks and Tourism (KDWP) through an annual Furbearer Harvest Survey. Additionally, a pelt tagging program was initiated in 1994 to acquire more precise information on swift fox distribution and harvest.

Any swift fox taken in Kansas must be presented to KDWP for tagging within seven days of the close of the season (K.A.R. 115-5-2). All five KDWP regional and district offices as well as biologists and conservation officers within or near the swift fox range are provided with tags. The number of swift foxes presented annually to KDWP for pelt tagging since the tagging program was initiated is presented in **Figure 1**. In 2019-20, 149 swift foxes were taken by furharvesters in Kansas.

Swift foxes may be taken using equipment authorized in K.A.R. 115-5-1. **Table 1** provides a breakdown of the methods used to take swift foxes and the primary species being pursued at the time the swift fox was taken. Trapping accounted for over 94% of the harvest, but just under a third (32.2%) were taken by individuals whose primary target was swift fox. This is the first time in the last six years that over 30% of swift fox were taken as the primary target species. In the 10 years prior to that, almost 70% on average were taken as a primary target. This season, 51.7% were taken by trappers primarily targeting coyotes, plus an additional 7.4% reported targeting coyote and swift fox or unspecified "canine". Over the past several years, it seems the strong coyote pelt market has driven swift fox harvest.

Thirty-six furharvesters took swift foxes during the season, up from 15 last season. Annual season bag per furharvester is provided in **Table 2**.

Swift fox season opened on November 13, 2019 and ended February 15, 2020. Daily harvest is provided in **Figure 2**. Harvest by month is as follows: November – 25, December – 79, January – 32, February – 27 (n=143).

Swift foxes were harvested from 16 western Kansas counties in 2019-20. This included an unexpected harvest from Lincoln County by a predator caller who reported that the swift fox he shot was accompanied by another one. Counties from which swift foxes have been harvested since 2013 and the most recent year of harvest is provided in **Figure 3**.

\*\*\*

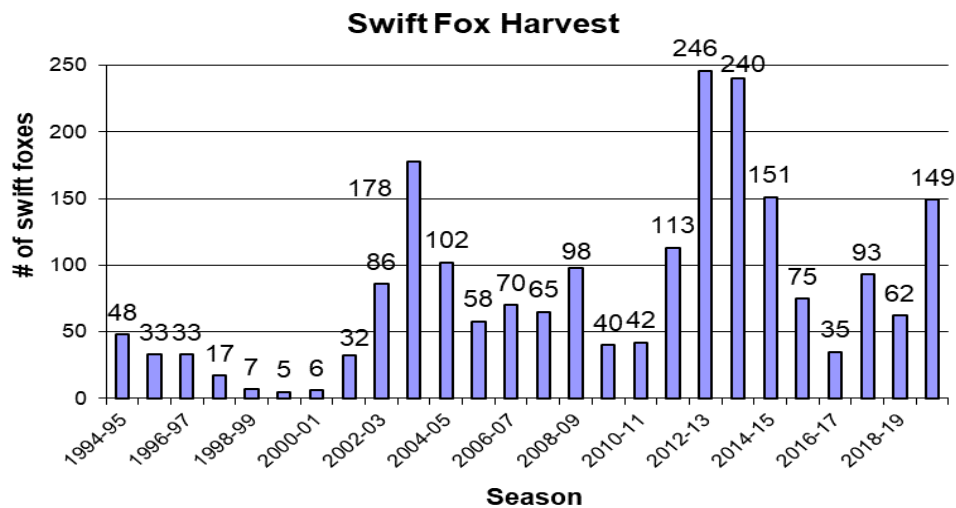


Figure 1. Number of swift foxes pelt tagged annually by KDWP since a tagging program was initiated in 1994.

Table 1. Methods used to take swift foxes during the 2019-20 furbearer season in Kansas.

Method of Harvest	Target Species					Subtotal Number	Percent
	Swift Fox	Coyote	Bobcat	"Canine"	Salvage		
Foothold trap	31	71	9	11		122	81.9
Bodygripping trap	17					17	11.4
Cage trap		1				1	0.7
Rifle		3				3	2.0
Shotgun		2				2	1.3
Salvage					4	4	2.7
<b>Subtotal Number</b>	<b>48</b>	<b>77</b>	<b>9</b>	<b>11</b>	<b>4</b>	<b>149</b>	
<b>Percent</b>	<b>32.2</b>	<b>51.7</b>	<b>6.0</b>	<b>7.4</b>	<b>2.7</b>		<b>100.0</b>

Table 2. Total bag of swift foxes by individual furharvesters during the 2019-20 furbearer season in Kansas.

Season Bag per Furharvester	Number of Furharvesters	Percent of Furharvesters	Cumulative Percent of Furharvesters	Total number of Swift Fox Taken	Percent of Swift Fox Taken	Cumulative Percent of Swift Fox Taken
1	11	30.6%	30.6%	11	7.4%	7.4%
2	7	19.4%	50.0%	14	9.4%	16.8%
3	6	16.7%	66.7%	18	12.1%	28.9%
4	1	2.8%	69.4%	4	2.7%	31.5%
5	3	8.3%	77.8%	15	10.1%	41.6%
6	1	2.8%	80.6%	6	4.0%	45.6%
7	1	2.8%	83.3%	7	4.7%	50.3%
9	2	5.6%	88.9%	18	12.1%	62.4%
10	1	2.8%	91.7%	10	6.7%	69.1%
13	2	5.6%	97.2%	26	17.4%	86.6%
20	1	2.8%	100.0%	20	13.4%	100.0%

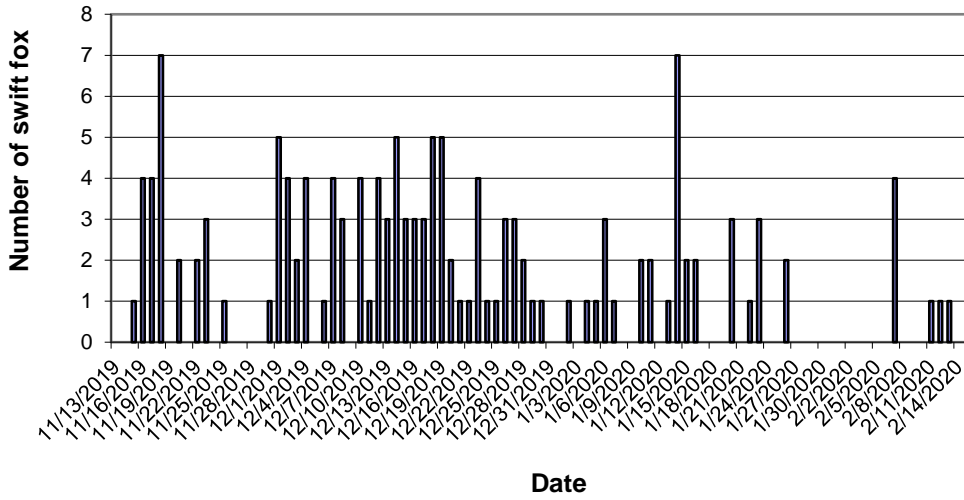


Figure 2. Estimated number of swift foxes taken per day during the 2019-20 furharvesting season (n=143).

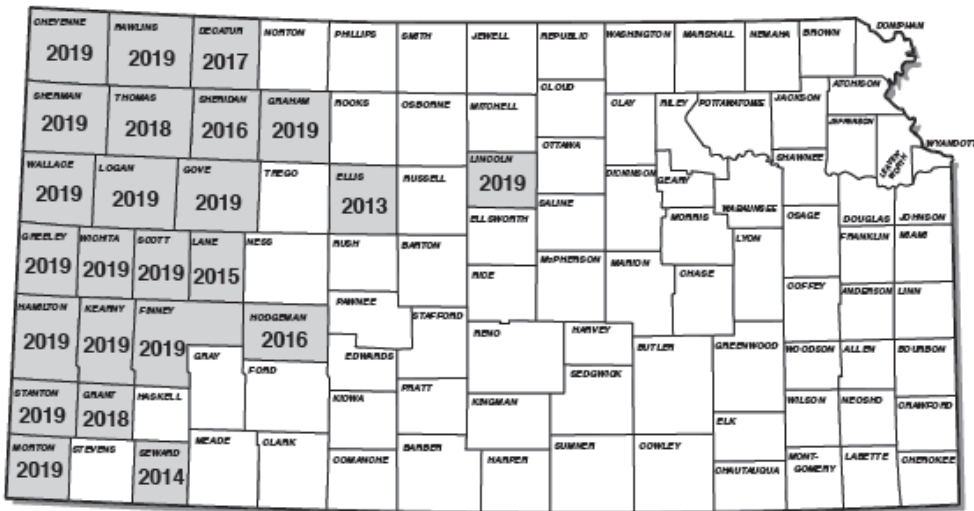


Figure 3. Kansas counties from which swift foxes have been harvested since 2013, and the most recent season of harvest (2019 = 2019-20 harvest season).

**EQUAL OPPORTUNITY STATEMENT**

This program receives Federal financial assistance from the U.S. Fish and Wildlife Service. Under Title VI of the Civil Rights Act of 1964, Section 504 of the Rehabilitation Act of 1973, Title II of the Americans with Disabilities Act of 1990, the Age Discrimination Act of 1975, and Title IX of the Education Amendments of 1972, the U.S. Department of the Interior and its bureaus prohibit discrimination on the basis of race, color, national origin, age, disability or sex (in educational programs). If you believe that you have been discriminated against in any program, activity or facility, or if you desire further information, please write to:

The U.S. Fish and Wildlife Service  
Office of Diversity and Civil Rights Programs- External Programs  
4040 North Fairfax Drive, Suite 130  
Arlington, VA 22203